

Where's the Money?????

Funding Upstate Transit

Tri-State Transportation Campaign
November 21, 2015

Nadine Lemmon

2016: We Need You



Investments in Public Transit

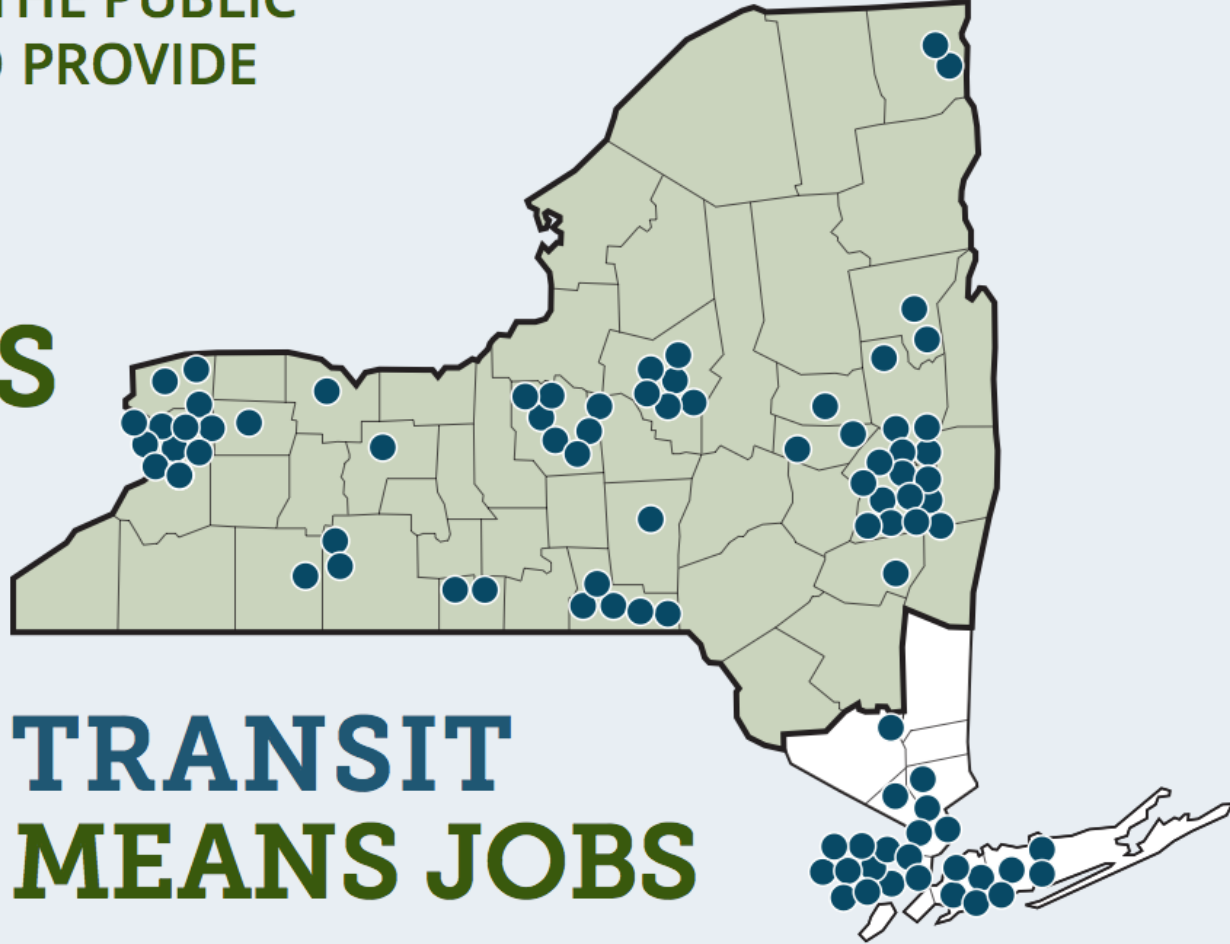
- Every \$1 invested = \$4 in economic returns.
- Every \$1 b. = 50,000+ jobs supported/created.
- Every \$10 m. = \$30m. increased business sales.
- Home values = 42 % better on average if located near public transportation, **with high-frequency service.**

New York Public Transit Businesses

BUSINESSES ALL OVER NEW YORK STATE CONTRIBUTE TO THE PUBLIC TRANSIT INDUSTRY AND PROVIDE THOUSANDS OF JOBS.

NEW YORK STATE BUSINESSES

play a crucial role in providing innovative products and services to public transportation and are key contributors to the State's financial health.



TRANSIT MEANS JOBS

Source: New York Public Transit Association

Nationwide Transit: \$61 billion industry, 400k jobs

Western New York and Finger Lakes Regions

4,468 Jobs

\$563 Million Economic Impact



Source:

"Built in New York: The Economic Impact of MTA Capital Program Investment on New York State", MTA, 2011

Select listing of work in Western NY and the Finger Lakes Regions for MTA Capital projects.

Spencerport

Subway car components

Arcade

Subway car components

Wellsville

Subway car components

Albion

Subway car components



Canadaigua

New paratransit vehicles

Ontario

Bus components

Jamestown

Subway station rehabs
Subway car components

Penn Yan

Paratransit vehicles

Geneva

Fasteners for paratransit vehicles

Rochester

Subway car moldings and rubber seals
Paratransit vehicle components

Falconer

Bus reflectors

Victor

Wire harnesses for subway cars
Bus switches

Lewiston

Subway station rehabs

West Henrietta

Rail car controls

Alden

Subway station rehabs

Orchard Park

Structural work,
Bronx-Whitestone Bridge
Bus adhesives

Scio

Subway car components

Williamsville

Subway station components

Amherst

Construction, Henry Hudson
and RFK bridges

Cheektowaga

Construction, Croton Harmon
and Peekskill stations

Tonawanda

Subway car components
Oils and greases

Lancaster

RFK Bridge Work

Westfield

Subway car components

Buffalo

Subway car lighting
Structural work—RFK Bridge

Lackawanna

Construction, Poughkeepsie
station

• Locations of companies that worked on MTA Capital projects in 2005-2009.

Smart Revenues are...



- Recurrent
- Dedicated
- Mix of Sources
- Progressive, not Regressive
 - Sustainable

Fed \$: Only 2% to Transpo



□ Upcoming Highway bill

- Another short-term extension next week
- 10 years since a bill longer than 2-years
- Hope for a 6-year bill, but only 3 years funded

□ Unfortunately...

- Essentially flat funding
- Cuts New Starts
 - By \$135 million in FY 2016
 - And now requires higher match: 50%

Funding Woes for Non-MTA Transit

NYS provides a 10% match to fed \$.

But...

- Unlike MTA, NFTA sources of revenue not diverse
- No dedicated state capital dollars
- Never had a 5-year capital plan
- State appropriates \$ for capital, but rarely disperses it
- Expected capital funding: covers 43% of needs
- NFTA Fares: cover 28% operating costs

An Opportunity for Upstate?

That MTA Deal: **\$26.1 billion for 2015-2019**
with historic level of NYC contribution

Devil in the Details:

- ▣ Where will the funds come from?
- ▣ What will \$700m cuts be?
- ▣ Will all raids of dedicated transit \$ end?

- ▣ **And...**

What about Upstate **Transit?**



THE BUFFALO NEWS

Upstate's crumbling roads and bridges should be next in line for a state cash infusion



< Tap image for cap

1 of 1

MTA deal draws push for upstate roads, bridges

Jon Campbell, jcampbell1@gannett.com | [@JonCampbellGAN](https://twitter.com/JonCampbellGAN) 5:14 p.m. EDT October 19, 2015

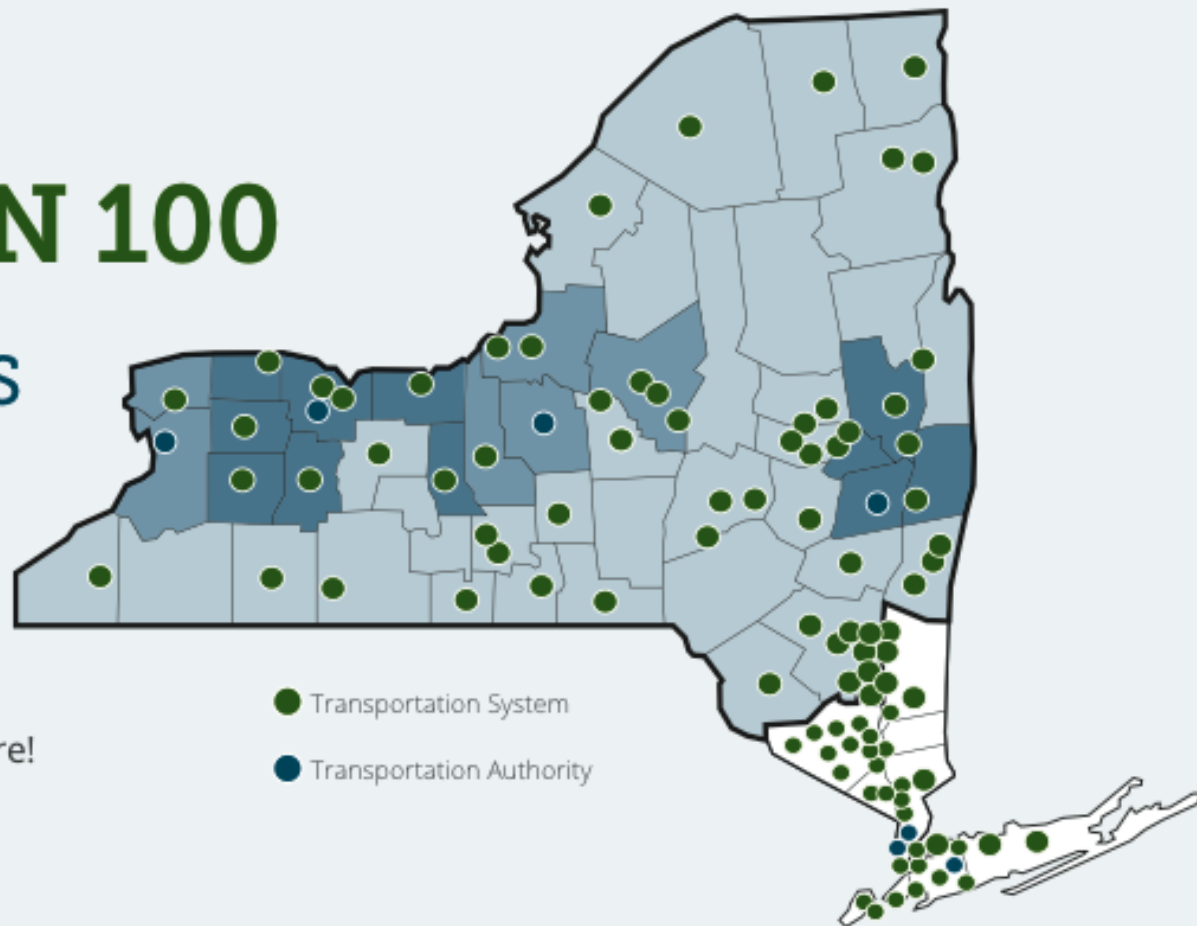
MTA deal draws push for upstate roads, bridges. O'Mara, Delmacone call for boost in the state Consolidated Highway



NYPTA's 5-year Capital Plan: \$1 Billion

MORE THAN 100 NEW YORK STATE TRANSIT SYSTEMS

serve our communities and play a significant role in economic development. Whether it's more jobs, a cleaner environment, energy independence or a better quality of life, public transportation takes us there!



With: \$577 Million Gap

TABLE 2: Upstate & Downstate Suburban Capital Resources
SFY 2015-16 to 2019-20 Capital Program
(millions of dollars)

	Upstate	Downstate Suburban	Total Resources
Federal Formula	\$161	\$70	\$231
Federal Other	\$27	\$19	\$46
State Match	\$22	\$10	\$32
State Other	\$10	\$9	\$19
Local Match	\$22	\$10	\$32
Local Other	\$45	\$31	\$76
Total Resources	\$287	\$149	\$436
Total Capital Need	\$604	\$409	\$1,013
Funding Gap	\$317	\$260	\$577

NFTA

- 21% of the fleet is beyond its useful life
- 8% increase in average vehicle miles between service interruptions
- 30-year old light rail w/ critical needs

\$200m+ Capital for NFTA alone

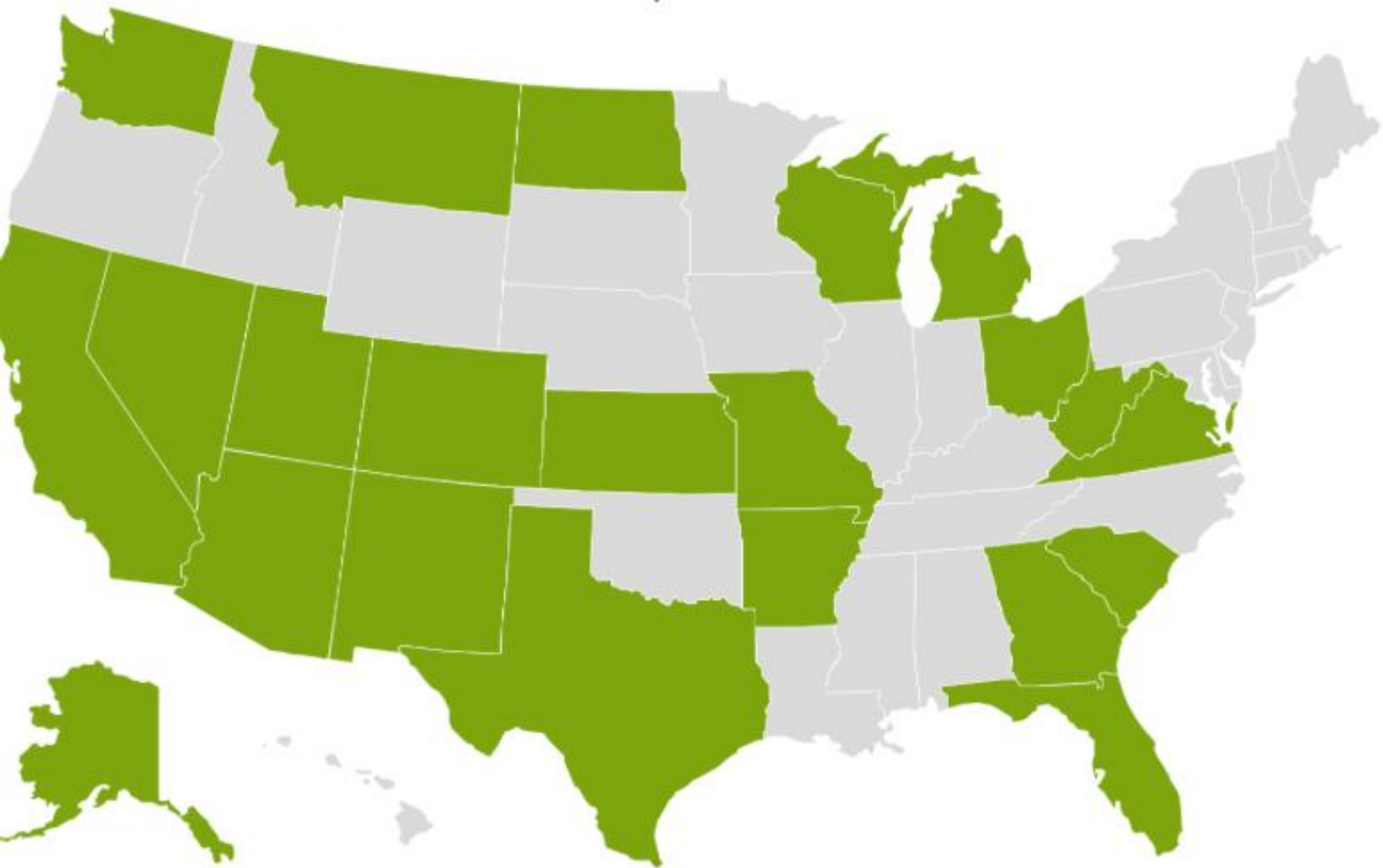
- Replace 150 buses
- Transit Center & Bus Stop Improvements
- Light Rail
 - ▣ Rebuild escalators
 - ▣ Track work & station repairs
 - ▣ Subway ventilation
- Replace and upgrade fare collection

Other, Local Funding Options



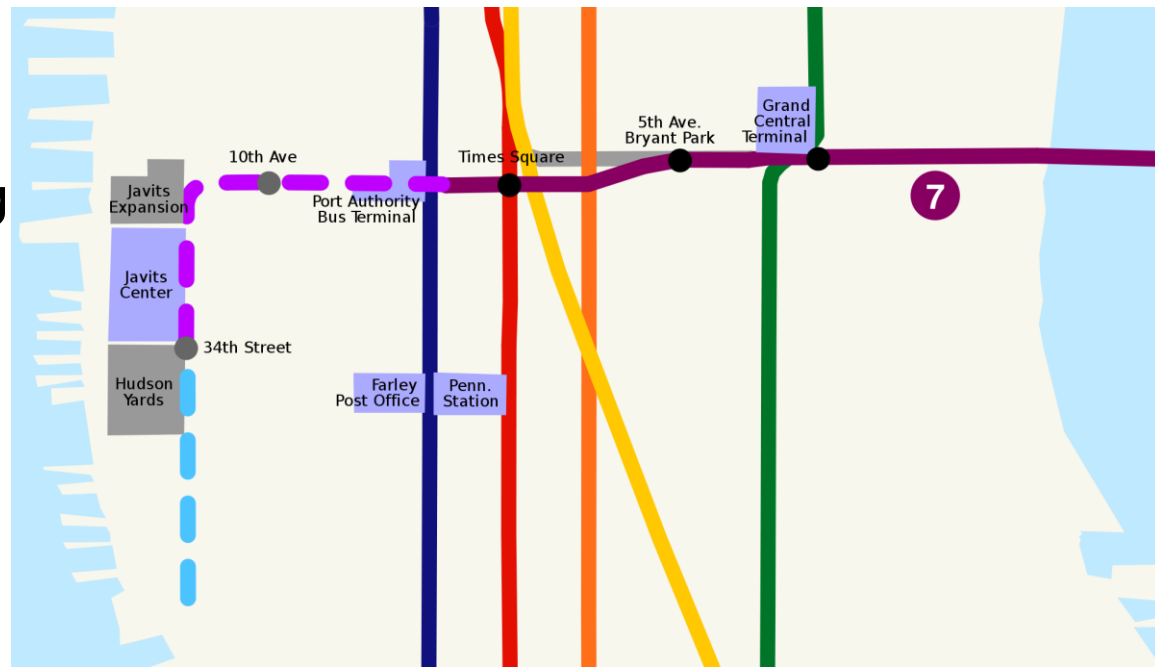
- Can't raise the sales tax (maxed at 8.75%), but perhaps a bigger slice of Sales Tax Pie?

Sales tax - attempted measures 2000-13



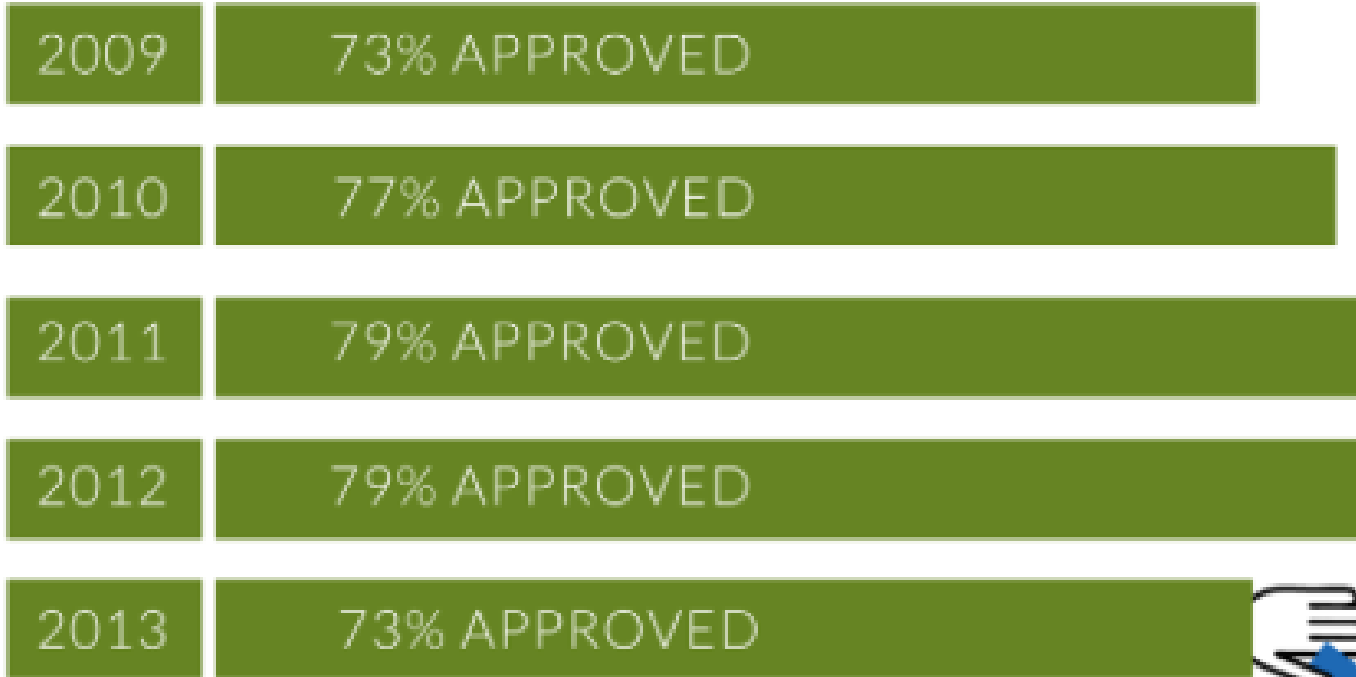
Other Local Options

- Partnerships (University of Buffalo)
- Regional Economic Development Council/Buffalo Billion
- Business Improvement Districts
- IDAs
- Value Capture/
- Tax Increment Financing



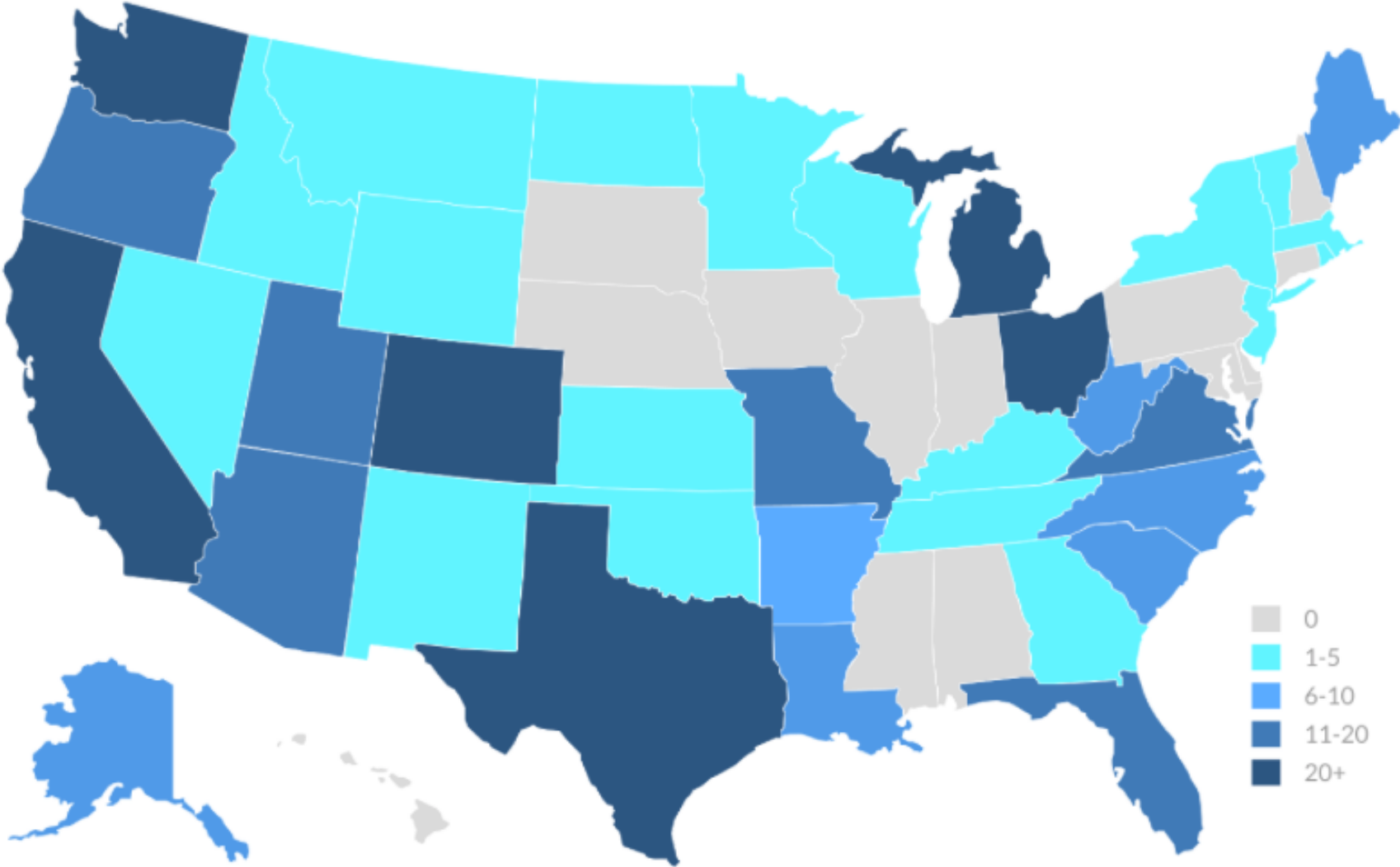
71%

THE AVERAGE APPROVAL RATE FOR
TRANSIT/MULTIMODAL BALLOT
MEASURES OVER THE LAST 10 YEARS



Source: Transportation 4 America

Revenue generating transit or multimodal ballot measures considered 2000-13



Comments Welcome!

Nadine Lemmon
**Tri-State Transportation Campaign/
NYS Transportation Equity Alliance (NYSTEPA)**

(917) 767-7698
nadine@tstc.org
www.tstc.org

